


# aj-102 Display Evaluation Kit

## aj-102DEK

### Overview

The aJile aJ-102DEK is a compact and versatile display evaluation kit for the aJ-102 SOC that directly executes both Java bytecode instructions, real-time Java threading primitives, network, graphics, and I/O functions. The aJ-102DEK is designed with a display panel, user interfaces, and a typical I/O configuration required for a M2M networked edge device with a graphical user interface (GUI).

The aJ-102DEK bundled with the aJile RTOS, an optimizing application builder (JEMBuiler), and a debugging tool provide a complete silicon-based solution for the JME platform. Using commercial Java IDEs, application developers can create applications written entirely in Java language with the performance and memory efficiency of system programmed in C and assembly. The aJ-102DEK allows users to evaluate, prototype, and create aJ-102-based M2M network edge devices with GUI. The aJ-102-based network edge device is ideal suited for M2M applications such as home, and building automation, utility control and management, traffic monitoring, RFID asset tracking, inventory and logistic operations, surveillance, and security systems. The block diagram of aJ-102DEK is shown in Figure 1. The picture of aJ-102DEK is shown below:



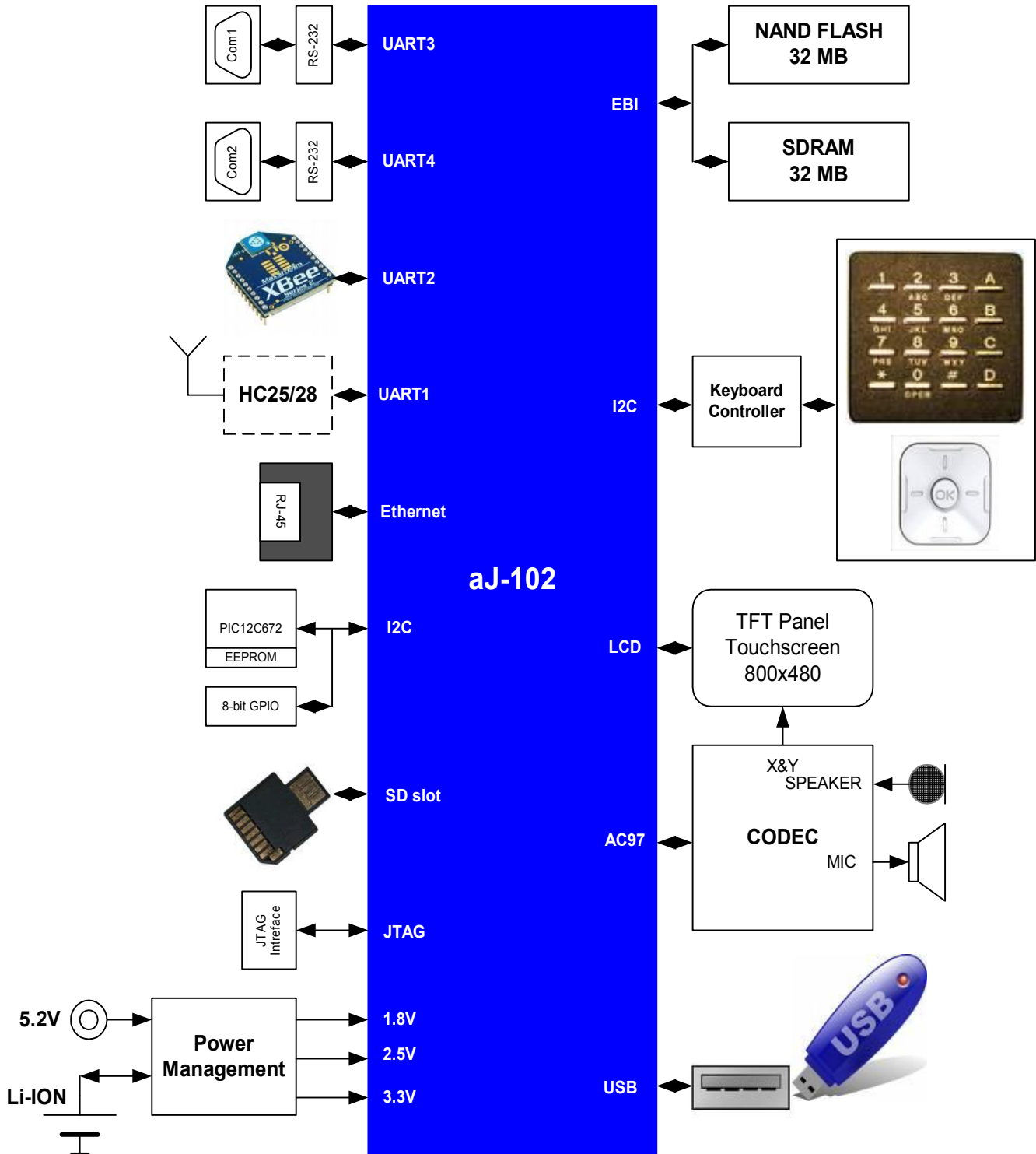


Figure 1. Block Diagram of aJ-102DEK

## Features

### Processor

- aJile network direct execution Java processor, aJ-102

### Memory configuration

- 32 MB SDRAM
- 32 MB NAND Flash

### Display

- Optrex 5" TFT panel
- 800 x 480 resolution
- 24-bit color
- Touch screen and backlight

### Input devices

- Touch screen
- Keypad
  - Telephone keypad
  - Four hard keys
  - Four-way navigation

### 10/100 base-T Ethernet port

- RJ-45 connector

### Dual serial channels

- RS-232
- DB9M connector

### USB master port

- USB type A receptacle

### Secure digital card slot

- SD/SDIO
- serial channel (UART)

- Memory card
- WLAN 802.11b/g

### UMTS/HSDPA connector

- 50-pin slimstack receptacle
- Optional Cinterion HC25/28 module

### Zigbee module connector

- 20-pin header
- Optional XBee/XBee-PRO modules

### Real-time clock with a battery backup

### Speaker and microphone

### 8-bit GPIO port

### Status LEDs

- Ethernet port
- USB port
- SD slot
- Zigbee
- UMTS/HSPDA
- Power on

### Power supply

- 100-240V 5V/3A DC external adapter
- Rechargeable Li-Ion battery pack @ 3.7V 1800 mAh

### JTAG header

- JTAG debug interface
- Debug

# aj-102 Display Evaluation Kit

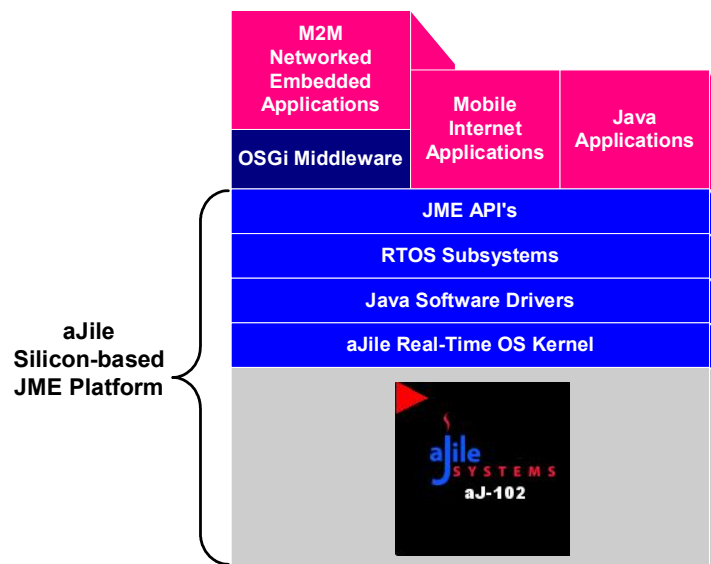
## aj-102DEK

### System Development Support

The aj-102DEK bundled with the ajile RTOS, an optimizing application builder (JEMBuilder), debugging tools and an evaluation board provides a complete silicon-based solution for the JME platform. The key components are:

#### ajile RTOS

The ajile RTOS is implemented entirely in Java as illustrated in the figure 2. In addition, the ajile Multiple JVM (MJM) enables multiple applications to execute concurrently and independently in a deterministic, timesliced scheduling. This allows hard real-time applications to run independently and safely exist with networked applications.



**Figure 2. The Silicon-based JME Platform**

The primary components of the ajile real-time operating system are outlined as follows:

- **JME API's**
  - CLDC 1.1
  - CDC 1.1/Foundation Profile (FP)
  - MIDP2.0
- **Network Stack, File System, and Security Framework**
  - TCP/IPJME runtime libraries and ajile's Java implementation of JNI, graphics primitives
  - TCP/IP network stack including PPP, DHCP, DNS, SNMP services
  - FAT 32 file system for USB and SD memory cards
  - USB 2.0 host/slave stack
  - Security frame work
  - Bootloader for emote application updates

- **Java Software Drivers**

- All integrated I/O's
- USB serial drivers for memory sticks, keyboards, and mice
- Telephone keypad, hardware keys, and four-way navigation
- SD memory card and WLAN card

- **aJile Real-time OS Kernel**

aJile processors include an internal microprogrammed real-time kernel. It performs the traditional operating system functions (scheduling, context switching, interrupt preprocessing, error preprocessing, and object synchronization). Java threads are native threads on the aJile processor, and extended bytecode instructions are used to implement these Java threading primitives (sleep, wait, notify, notifyall, yield, monitor enter, monitor exit, and interrupt) in order to provide extremely fast and atomic (non-interruptible) executive operations. The on-chip real-time thread manager performs priority-based preemptive scheduling with extremely fast context switch times of less than 1 $\mu$ s. In addition, aJile Multiple JVM (MJM) technology enables multiple applications to execute concurrently and independently in a deterministic, timesliced scheduling. Each JVM employs its' own threading and memory policies to enable real-time applications to execute concurrently with networked applications without the threat of garbage collection (G.C) pauses and other interruptions. The MJM capability takes the Java "sandbox" security model to the next level, providing a mechanism to easily isolate applications and allocated resources. aJile RTOS enables hard real-time applications to run independently and safely co-exist with networked applications.

## **Development Tools**

The development environment allows the use of any off-the-shelf IDE that produces Java standard class files such as Eclipse or Netbeans. It consists of the following key components:

- **Optimizing Linker/Application Builder (JEMBuilder)**
- **Application Debugging Tools**
- **Evaluation Kit (aJ-102DEK)**
  - aJ-102DEK board
  - JTAG cable
  - JTAG-to-USB converter
  - USB cable
  - AC power adapter
  - Schematics, and gerber file can be downloaded via aJile website [www.ajile.com](http://www.ajile.com)